

Overview - Public Entities Quarterly Reporting

Approved receipts

103,0

56,9%

Approved spending

105,5

31,8%

Surplus/(deficit)

-2,5

- ☐ R billion
- ☒ R million
- ☐ R thousand

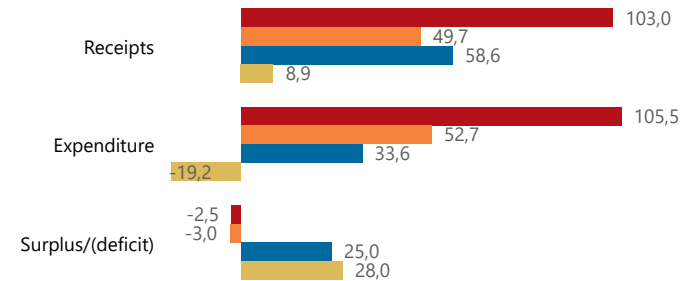


national treasury

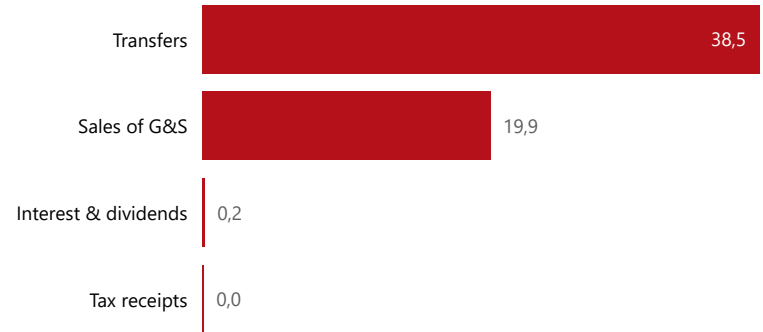
Department:
National Treasury
REPUBLIC OF SOUTH AFRICA

Consolidation

● Approved ● Forecast ● YTD ● Variance



Composition of receipts



Quarter

2

Cluster

Education and related

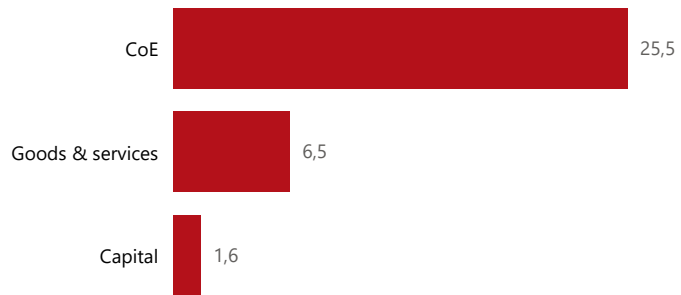
Department

Sport, Arts and Culture

Entity

The South African State Theatre

Composition of spending



Functional grouping



Spending by PFMA schedule



Public Entities Receipts

Approved sales of G&S

25,9

77,1%

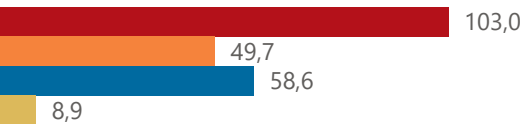
Approved transfers

76,9

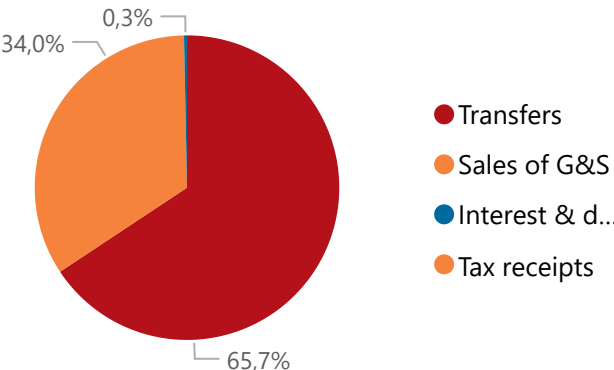
50,0%

Actual vs Forecast

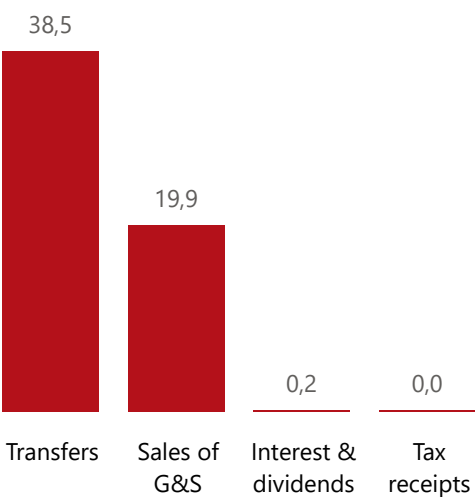
● Approved ● Forecast ● YTD ● Variance



Composition of receipts



Top 5 Receipts



Quarter

2

Cluster

Education and related

Department

Sport, Arts and Culture

Entity

The South African State Theatre

Top 5 Transfers



Departme... transfers

Receipts

Level 3	Approved	YTD	% YTD
Transfers	76,9	38,5	65,7%
Sales of G&S	25,9	19,9	34,0%
Interest & dividends	0,2	0,2	0,3%
Tax receipts		0,0	0,0%
Total	103,0	58,6	100,0%

Top 10 Entities

The South African State Theatre



national treasury

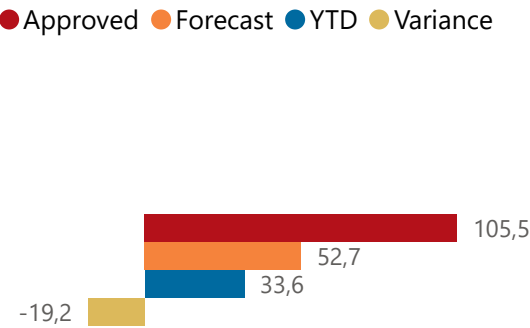
Department:
National Treasury
REPUBLIC OF SOUTH AFRICA

- R billion
- R million
- R thousand

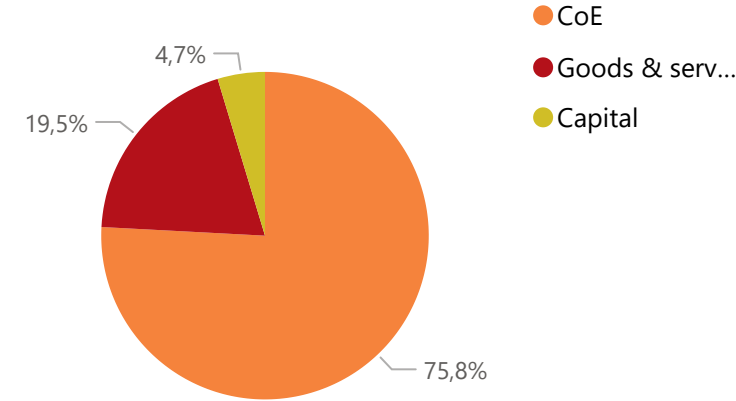
Public Entities Spending

Approved CoE	Approved G&S	Approved transfers
47,154,1%	51,012,8%	206,056,9%

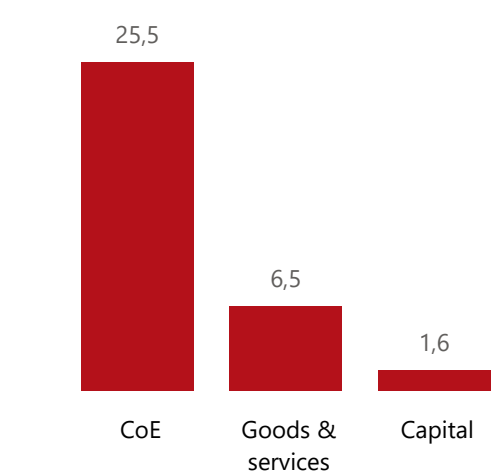
Actual vs Forecast



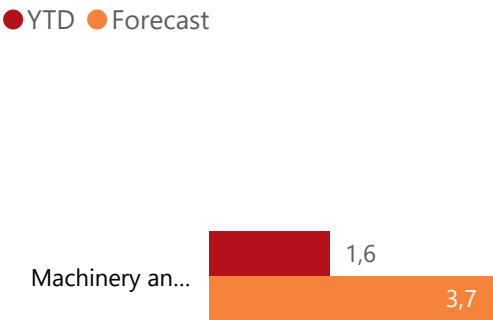
Composition of spending



Top 5 Goods & services



Capital assets



Spending

Level 3	Approved	YTD	% YTD
⊕ CoE	47,1	25,5	75,8%
⊕ Goods & services	51,0	6,5	19,5%
⊕ Capital	7,4	1,6	4,7%
Total	105,5	33,6	100,0%

Top 10 Entities



national treasury
Department:
National Treasury
REPUBLIC OF SOUTH AFRICA

- R billion
- R million
- R thousand

Quarter

2

Cluster

Education and related

Department

Sport, Arts and Culture

Entity

The South African State Theatre